



# ANCHORAGE COVID-19 HEALTH RISK METRICS

February 5, 2021

**LOWER RISK**

**CONSIDERABLE RISK**

**HIGH RISK**

**VERY HIGH RISK**

## OVERALL RISK LEVEL

Per AHD assessment of health metrics and associated risk.



## Most Important Metrics

Placement of arrow indicates risk level. Direction of arrow indicates change in metric over one-week period. No arrow indicates no change.

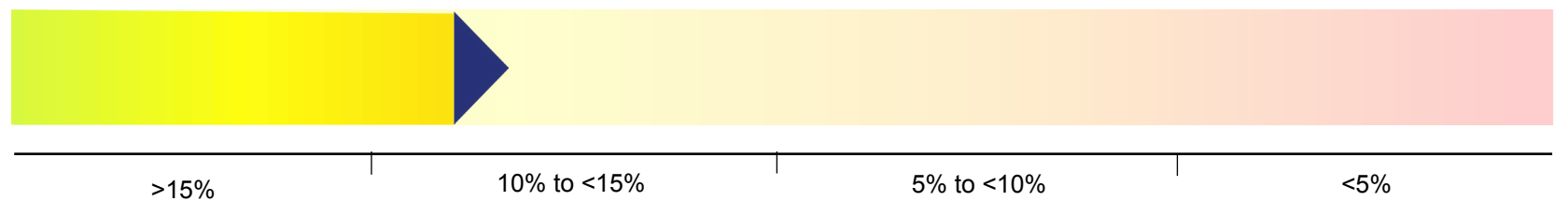
### CASES

Daily new cases per 100k (14-day average)



### CURRENT HEALTH CARE CAPACITY

Adult ICU beds available (7-day average)



### ADDITIONAL CONTRIBUTING FACTORS

Additional factors, not captured in the other metric categories here, that affect the overall level of risk.

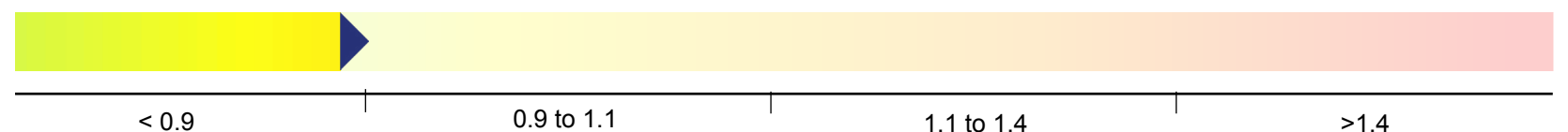


Multiple current factors present high levels of risk and affect the overall risk assessment: More transmissible variants identified in 33 states including Alaska, population vaccinated at 14%, additional grade levels returning to in-person learning

## Additional Metrics

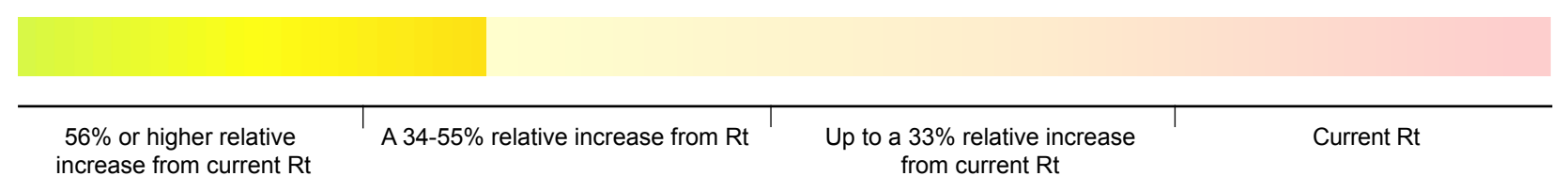
### INFECTION RATE

R<sub>0</sub> (lagged by 7 days)



### PROJECTED HEALTH CARE CAPACITY

Surge level (R<sub>t</sub>) that might fill ICU within 3 months



### TESTING

Percent positivity

