

## *Welcome to Fall!*

### Census

- A Federal judge has issued a preliminary injunction requiring the U.S. Census to continue the headcount through the *end* of October.
- For further assistance you can contact - 2020census.gov.

### COVID-19 Cases

On September 18<sup>th</sup>, 13 legislators, including me and Representatives Josephson and Drummond sent a letter to Commissioner Crum requesting that the State follow the Federal law that requires reported COVID-19 cases include data by race and ethnicity. This information is provided on the Alaska Coronavirus Response Hub. As of today, there are 9,877 cases, 4,009 POC, 2,015 still under investigation, unknown 288, other 348 and 3,217 white. I will put the link in the chat box.

### UI Benefits

The \$300 FEMA payment will begin next week. It'll be made available for a period of six weeks to all eligible filers who were filing in the weeks following the end of the \$600 federal payment. The eligibility weeks are the weeks ending 8/1 through the week ending September 5<sup>th</sup>. The payments will be made each week, and not in one lump sum, for a period of 6 weeks to all eligible filers.

### Ballot Boxes

On Thursday, Oct. 8<sup>th</sup>, I sent a letter to Lt. Governor Kevin Meyer asking for more ballot drop boxes to be placed around Anchorage. Currently there are only four drop boxes throughout the Municipality. Due to Rural Alaskan students living in University Housing this year (the school is having some in person classes) and as UAA is not a designated drop box location, they will need to venture out to buy postage. Much of Anchorage's population of color is in Mountain View and Northern Muldoon and the closest drop box is miles away at Begich Middle School. Many of the folks who live there do not own cars and are essential workers or have been laid off from their jobs due to the virus. As you know, any trip out into the public can be risky due to COVID-19 and getting postage can become a barrier to voting.

**Senator Gray-Jackson's Notes  
Russian Jack Community Council  
October 14, 2020**

### **Minimum Wage Increase**

The minimum wage in Alaska will increase slightly in 2021.

- Current minimum wage = \$10.19
- 2021 minimum wage = \$10.34

### **Property Tax Exemptions**

**Did you know that, because of State law, the Municipality of Anchorage has several types of property tax exemptions that could benefit you and/or someone you know? You could be eligible to exempt \$50,000 (Residential Property Tax) and an additional \$150,000 (Senior Citizen/Disabled Veteran) of the assessed value of your home.**

- Senior Citizen Exemption
- Disabled veteran Exemption
- Residential Exemption
- Military Service Widow / Widower Exemption
- Disaster Exemption
- Nonprofit Exemption
- Business Property Exemption

*See the link below for full details:*

[http://www.muni.org/Departments/finance/property\\_appraisal/Exemption/Pages/default.aspx](http://www.muni.org/Departments/finance/property_appraisal/Exemption/Pages/default.aspx)

**If you are not receiving my monthly newsletter, and interested, please let me know.**

**Interim: 907-269-0174**

**Session: 907-465-4930**

**Email: Keith.Bauguess@akleg.gov**

**Russian Jack Community Council Notes  
October 14, 2020**

## **Russian Jack Community Council Update**

*from the Office of Senator Tom Begich*

### **The Census**

- Yesterday, the Supreme Court ruled to allow the Trump Administration to stop the Census ahead of schedule. This act essentially stops the count in its tracks and may ultimately lead to the 2020 Census permanently stopping their count.
- Alaska is currently at a 99.9 percent response rate. My office is currently looking into what exactly the definition of a 'response rate' is to ensure 99.9 percent of Alaskans truly were counted.

### **Voting**

- Absentee ballots no longer require a witness signature.
- You can still apply for an absentee ballot through October 24
- If you choose to vote in person, early or on election day, please Vote Safe by wearing a mask and doing your best to observe social distancing. Early in-person voting starts Monday.
- An additional absentee ballot dropbox will be installed at Clark Middle School on or about October 16.

### **Joint Committee Hearing**

- Joint Judiciary Committees is meeting this Friday at 1 p.m. to speak with the Division of Elections on voting, drop boxes, and election security. You can watch it at [360north.org](http://360north.org)
- Senator Begich has been working with colleagues to submit questions.

### **COVID-19**

- The Municipality of Anchorage Public Health Division came out with new recommendations yesterday regarding the significant increase in local COVID positive cases over the past 7 days.

### **Other News**

- The Alaska Federation of Natives annual convention begins online tomorrow tomorrow
- My office is working closely to ensure the renaming of East Anchorage High School to "Bettye Davis East High School"

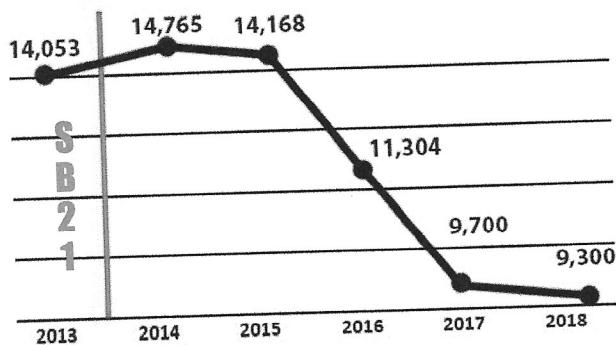
Please don't hesitate to contact my office for any reason:

[senator.tom.begich@akleg.gov](mailto:senator.tom.begich@akleg.gov)

# VOTE YES FOR ALASKA'S FAIR SHARE

## Why Is Alaska's Current Oil Tax System Broken?

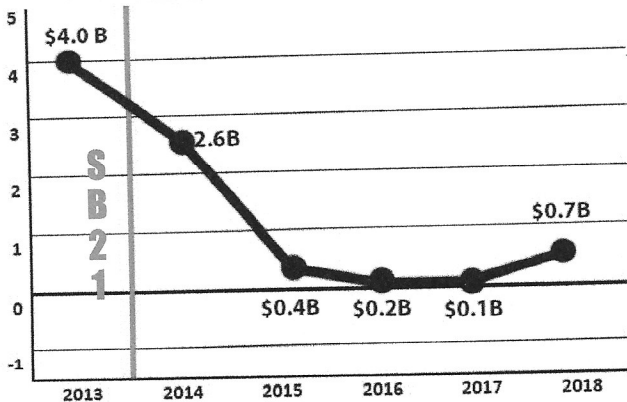
Alaska Oil Jobs 2013-2018



### Fewer Jobs

We were promised more jobs if we supported SB 21. However, since SB 21 passed Alaska has lost over 5,000 jobs in the oil industry...

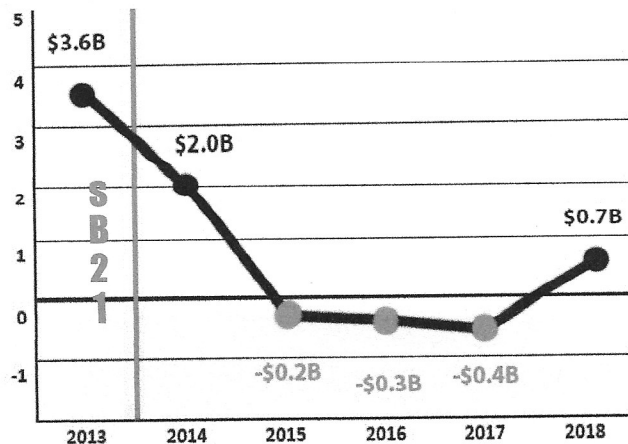
Production Revenues 2013-2018



### Less Revenue

We were promised more revenue with SB 21. However, Alaska lost more than \$1.6 billion in oil revenue after SB 21. In 2015-2017 Alaska had a negative tax rate after tax credits due to SB21.

Revenues After Credits 2013-2018



### Declining Production

We were promised more oil production if we passed SB 21. However, oil production has decreased by 7% since the passage of SB 21.

**We Gave SB 21 A Chance And It Failed.**

**It Is Time For Alaskan's to Vote Yes! For Our Fair Share!**

The commentary “Alaska’s failure of leadership on COVID-19” claims we need better leadership.

The data belies this conclusion. Alaska’s death rate per million population is 76.6, the lowest of the fifty states, District of Columbia and Puerto Rico. Compare this to New York’s death rate of 1707 per million. If you contract COVID-19, your survivability rate is 99.25%. Only Utah is better at 99.36%. ( Compare with New York at 93.22%. )  
Alaska is the safest state for COVID-19.

The author claims “In numerous other countries like Germany, Norway and Canada, the rate of COVID-19 infections is 5% to 10% that of Alaska.” The published infection rate data shows Germany has 33% of cases per million compared to Alaska, Norway has 25%, and Canada has 40%.

But Alaska has tested 60% of its population, while Germany, Norway and Canada have tested only 19% each. Triple the test rates to match Alaska’s, then the infection rate in Germany is the same as Alaska, Canada’s is 20% more than Alaska, and Norway is only 75% of Alaska.

The death rate per million is significant. Norway’s 50.8 is only 2/3 of Alaska’s death rate. Germany’s 115 is 1 ½ times Alaska’s and Canada’s 250 is more than 3 times that of Alaska.

If Alaska is suffering from poor leadership, then the leadership in each of the other states is worse. And if you rate leadership by the population death rate, then Alaska is doing better than Germany and Canada ( and better than 60 other countries in the world ).

# The Latest COVID-19 Data in Alaska

Updated at Noon Daily.

View detailed data at the DHSS Coronavirus Response Data Hub.

New Resident Cases Yesterday

**143**

Updated Daily by Noon

Total Resident Cases

**10,171**

Cumulative (includes recovered cases)

Recovered Resident Cases

**5,324**

Statewide Total

Currently Hospitalized

**40**

Confirmed COVID Positive

Total Resident

**64**

Deaths Statewide

New Nonresident Cases Yesterday

**1**

Updated Daily by Noon

Total Nonresident Cases

**1,012**

Cumulative (includes recovered cases)

Recovered Nonresident Cases

**626**

Statewide Total

Total Hospitalizations

**345**


Cumulative (does not reflect current stays)

Total Nonresident

**0**

Deaths Statewide

General Acute Care and Critical Access Facilities Only?  Yes  No



State	Deaths	Chg D / mil	Tests	Tests %	Confirmed CC / mil	CC % Fatality	Flu death 10 yr avg	COVID Population / Flu		
New York	33415	18	12342180	63.4	513220	26382	6.5	3408	9.8	19453339
New Jersey	16323	22	4036867	45.4	219959	24764	7.4	944	17.3	8882299
Massachusetts	9630	0	2721177	39.2	140412	20205	6.9	1050	9.2	6949556
Michigan	7268	13	4474817	44.8	154455	15466	4.7	1310	5.5	9986260
Pennsylvania	8487	23	2371234	18.5	180956	14135	4.7	1986	4.3	12802836
Illinois	9320	48	6463923	51.0	330643	26093	2.8	1771	5.3	12671652
Connecticut	4537	4	1916247	53.7	61861	17351	7.3	485	9.4	3565422
California	16725	123	16425487	41.6	863741	21860	1.9	4701	3.6	39510985
Louisiana	5695	16	2516635	54.1	173121	37240	3.3	620	9.2	4648980
Florida	15598	64	5622438	26.2	741632	34530	2.1	1907	8.2	21478931
Maryland	4022	10	2956824	48.9	132918	21986	3.0	754	5.3	6045393
Indiana	3836	14	2395566	35.6	139269	20687	2.8	827	4.6	6732187
Georgia	7470	16	3518166	33.1	334601	31524	2.2	1094	6.8	10616828
Ohio	5038	14	3716545	31.8	173696	14860	2.9	1689	3.0	11689095
Texas	17279	181	7719407	26.6	847900	29242	2.0	2413	7.2	28996476
Colorado	2153	37	1032545	17.9	80085	13907	2.7	470	4.6	5758224
Washington	2216	19	2123908	27.9	98027	12873	2.3	607	3.7	7615120
Virginia	3381	9	2468715	28.9	161610	18934	2.1	986	3.4	8535723
Minnesota	2233	29	2383527	42.3	115943	20559	1.9	511	4.4	5640313
North Carolina	3856	40	3459943	33.0	236407	22541	1.6	1430	2.7	10486810
Arizona	5772	5	1893077	26.0	227635	31274	2.5	655	8.8	7278689
Missouri	2533	20	2177364	35.5	153053	24938	1.7	964	2.6	6137630
Mississippi	3140	25	904005	30.4	106817	35891	2.9	525	6.0	2976021
Alabama	2706	41	1281759	26.1	167977	34259	1.6	763	3.5	4903062
Rhode Island	1147	8	912259	86.1	27164	25642	4.2	150	7.6	1059389
Wisconsin	1536	28	1726967	29.7	158578	27236	1.0	762	2.0	5822593
South Carolina	3593	17	1674133	32.5	159809	31039	2.2	575	6.2	5149040
District of Columbia	638	1	448262	63.5	16132	22858	4.0	60	10.6	705752
Nevada	1691	17	1154583	37.5	87314	28347	1.9	405	4.2	3080146
Iowa	1497	12	874404	27.7	102160	32380	1.5	487	3.1	3154900
Kentucky	1276	7	1718612	38.5	83013	18581	1.5	707	1.8	4467787
Tennessee	2828	31	3233299	47.3	220538	32275	1.3	1144	2.5	6832568
Oklahoma	1132	13	1399385	35.4	102615	25933	1.1	555	2.0	3956659

Sheet150

Delaware	660	1	678	315738	32.4	22465	23070	2.9	110	6.0	973739
New Mexico	918	3	438	1011320	48.2	33713	16078	2.7	260	3.5	2096848
Kansas	838	51	288	579827	19.9	70279	24123	1.2	466	1.8	2913769
New Hampshire	456	0	335	329430	24.2	9279	6824	4.9	166	2.7	1359571
Oregon	608	3	144	759634	18.0	38160	9048	1.6	370	1.6	4216366
Puerto Rico	742	4	232	464073	14.5	55516	17383	1.3	730	1.0	3194146
Nebraska	527	5	272	519726	26.9	53543	27679	1.0	256	2.1	1934655
Arkansas	1634	23	541	1192697	39.5	158578	27236	1.0	528	3.1	3018101
Utah	527	5	164	1245853	38.9	88963	27749	0.6	277	1.9	3205596
Idaho	512	2	286	340776	19.0	49247	27481	1.0	170	3.0	1792090
Maine	143	0	106	524156	39.0	5816	4327	2.5	207	0.7	1343985
West Virginia	391	4	219	648771	36.3	18818	10530	2.1	343	1.1	1787020
Vermont	58	0	93	175256	28.1	1889	3027	3.1	57	1.0	623656
South Dakota	291	3	329	222321	25.1	30215	34154	1.0	143	2.0	884767
North Dakota	365	8	479	263233	34.5	28947	37985	1.3	107	3.4	762004
Hawaii	173	4	122	458472	32.4	12575	9588	1.4	301	0.6	1415712
Montana	225	8	211	414579	38.8	20210	18909	1.1	132	1.7	1068884
Alaska	64	4	88	517177	70.7	10171	13904	0.6	43	1.5	731429
Wyoming	57	3	99	194996	33.7	7964	13761	0.7	85	0.7	578680
	217160	1056		120242295		8029609					331491681
				1035673		122004		2.7			6.7 Cumulative CC test rate